

Dr. Linda Cohen

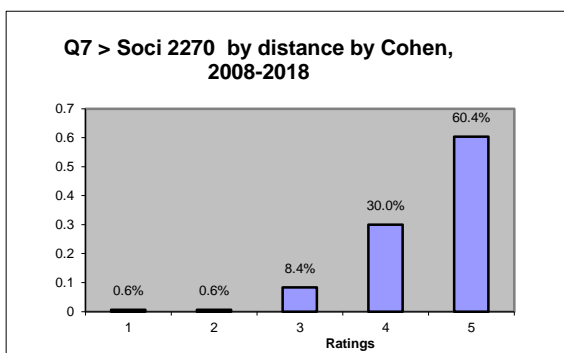
Compiled statistics of 24 CEQs, 2008-2018, Soci 2270 by Distance

Average response rate = 22.28%

Ratings, Q7: 1=poor; 2=fair; 3=good; 4= very good; 5=excellent

7. Overall, the quality of instruction was ...

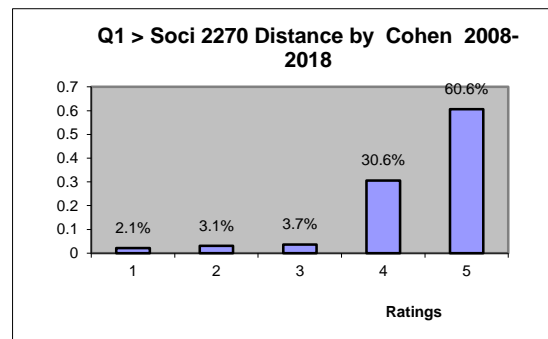
	<u>Rating</u>	<u>Count</u>	<u>Percent</u>
Poor	1	2	0.6%
Fair	2	2	0.6%
Good	3	27	8.4%
Very Good	4	97	30.0%
Excellent	5	195	60.4%
	N =	323	
Average of Means		4.52	



Ratings, all but Q7: 1=strongly disagree; 2=disagree; 3=neutral; 4=agree; 5=strongly agree

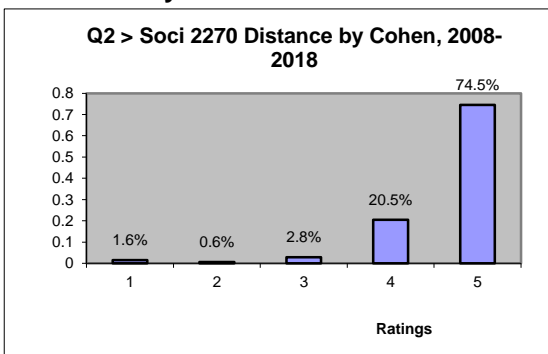
1. The student requirements in the course were clear.

	<u>Rating</u>	<u>Count</u>	<u>Percent</u>
s.disagree	1	7	2.1%
disagree	2	10	3.1%
neutral	3	12	3.7%
agree	4	100	30.6%
s.agree	5	198	60.6%
	N =	327	
Average of Means:		4.49	



2. The instructor responded to students' questions effectively.

	<u>Rating</u>	<u>Count</u>	<u>Percent</u>
s.disagree	1	5	1.6%
disagree	2	2	0.6%
neutral	3	9	2.8%
agree	4	66	20.5%
s.agree	5	240	74.5%
	N =	322	
Average of Means:		4.67	



Dr. Linda Cohen

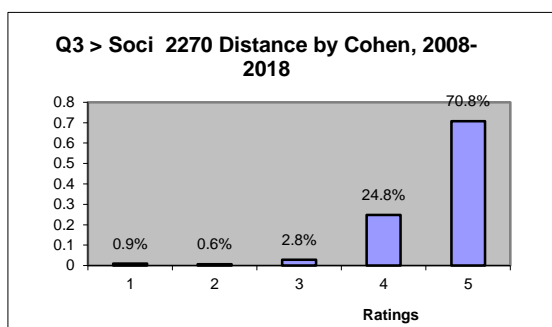
Compiled statistics of 24 CEQs, 2008-2018, Soci 2270 by Distance

Average response rate = 22.28%

Ratings, all but Q7: 1=strongly disagree; 2=disagree; 3=neutral; 4=agree; 5=strongly agree

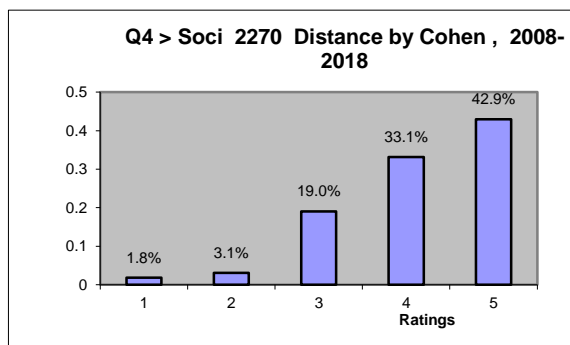
3. The instructor treated students respectfully.

	<u>Rating</u>	<u>Count</u>	<u>Percent</u>
s.disagree	1	3	0.9%
disagree	2	2	0.6%
neutral	3	9	2.8%
agree	4	80	24.8%
s.agree	5	228	70.8%
	N =	322	
Average of Means:		4.65	



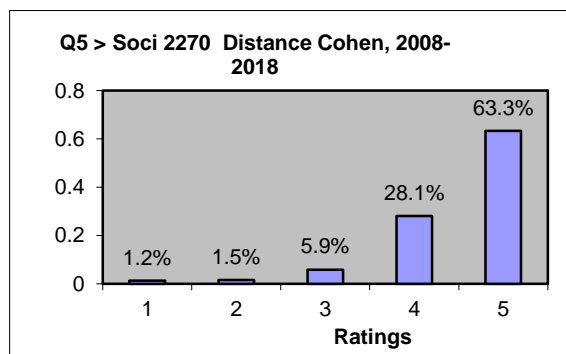
4. The instructor stimulated my interest in learning the subject matter of the course.

	<u>Rating</u>	<u>Count</u>	<u>Percent</u>
s.disagree	1	6	1.8%
disagree	2	10	3.1%
neutral	3	62	19.0%
agree	4	108	33.1%
s.agree	5	140	42.9%
	N =	326	
Average of Means:		4.18	



5. Useful feedback was provided on my work.

	<u>Rating</u>	<u>Count</u>	<u>Percent</u>
s.disagree	1	4	1.2%
disagree	2	5	1.5%
neutral	3	19	5.9%
agree	4	91	28.1%
s.agree	5	205	63.3%
	N =	324	
Average of Means:		4.53	



Dr. Linda Cohen

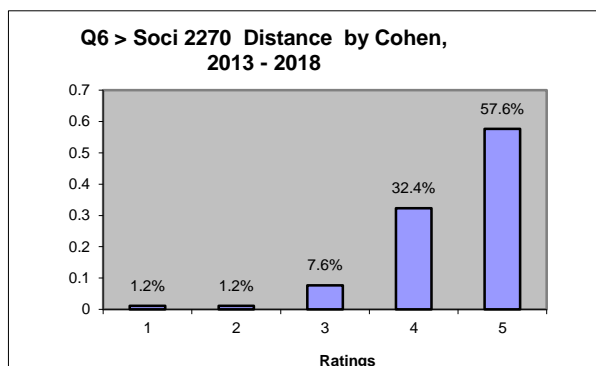
Compiled statistics of 24 CEQs, 2008-2018, Soci 2270 by Distance

Average response rate = 22.28%

Ratings, all but Q7: 1=strongly disagree; 2=disagree; 3=neutral; 4=agree; 5=strongly agree

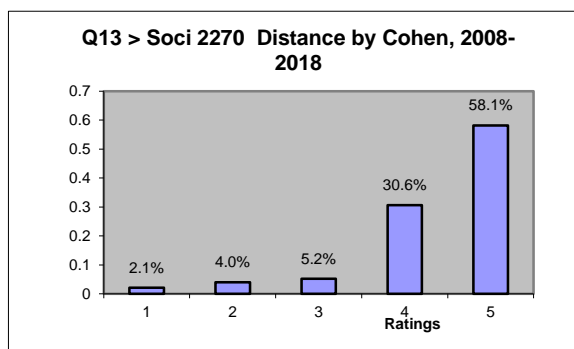
6. The instructor communicated course concepts effectively.

	<u>Rating</u>	<u>Count</u>	<u>Percent</u>
s.disagree	1	2	1.2%
disagree	2	2	1.2%
neutral	3	13	7.6%
agree	4	55	32.4%
s.agree	5	98	57.6%
N =		170	
Average of Means:		4.45	



13. Overall the course was well organized.

	<u>Rating</u>	<u>Count</u>	<u>Percent</u>
s.disagree	1	7	2.1%
disagree	2	13	4.0%
neutral	3	17	5.2%
agree	4	100	30.6%
s.agree	5	190	58.1%
N =		327	
Average of Means:		4.41	

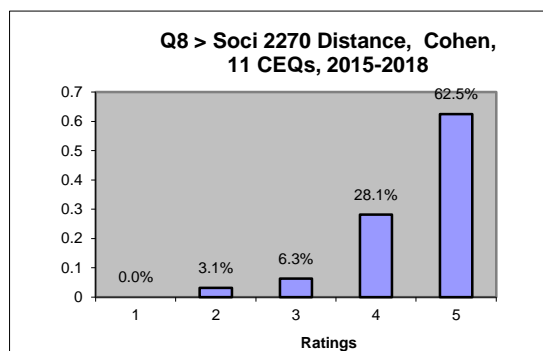


2015-2018 -- 11 CEQs: new questions added by CIAP

Average response rate: 22.28%

8. The texts helped me learn course content.

	<u>Rating</u>	<u>Count</u>	<u>Percent</u>
s.disagree	1	0	0.0%
disagree	2	4	3.1%
neutral	3	8	6.3%
agree	4	36	28.1%
s.agree	5	80	62.5%
N =		128	
Average of Means:		4.51	



2015-2018 -- 11 CEQs: new questions added by CIAP

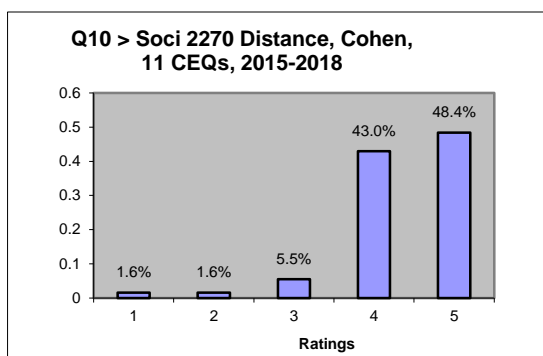
Average response rate: 22.28%

Ratings, all but Q7: 1=strongly disagree; 2=disagree; 3=neutral; 4=agree; 5=strongly agree

10. The assessments (tests, assignments, presentations) helped me learn course content.

	<u>Rating</u>	<u>Count</u>	<u>Percent</u>
s.disagree	1	2	1.6%
disagree	2	2	1.6%
neutral	3	7	5.5%
agree	4	55	43.0%
s.agree	5	62	48.4%
	N =	128	

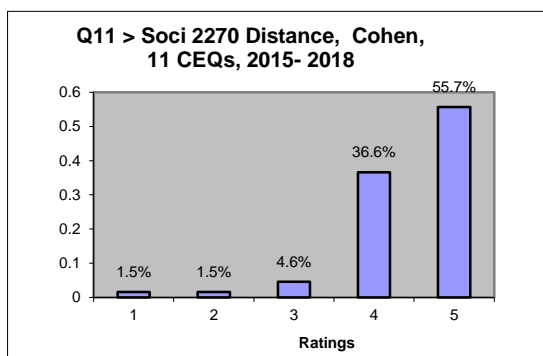
Average of Means: 4.37



11. The technology used (e.g., D2L, email, ... film) helped me learn course content.

	<u>Rating</u>	<u>Count</u>	<u>Percent</u>
s.disagree	1	2	1.5%
disagree	2	2	1.5%
neutral	3	6	4.6%
agree	4	48	36.6%
s.agree	5	73	55.7%
	N =	131	

Average of Means: 4.44



12. The workload was appropriate to the course.

	<u>Rating</u>	<u>Count</u>	<u>Percent</u>
s.disagree	1	1	0.8%
disagree	2	4	3.0%
neutral	3	7	5.3%
agree	4	40	30.3%
s.agree	5	80	60.6%
	N =	132	

Average of Means: 4.59

